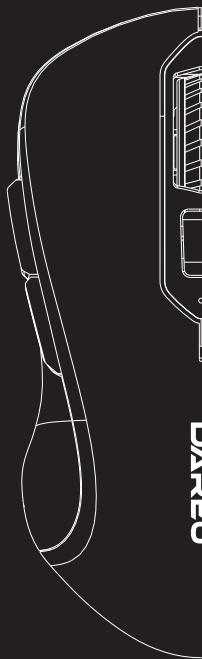




User Manual



Physical specification

Connection way: 2.4G +BT

Working distance: $\leq 10\text{m}$

Material: ABS

Buttons: 6

Dimension: 38*107*59mm

Weight: 90 \pm 5g (Not include battery)

Electrical specification

DPI: 8000-1200-1600

Tracking speed: 30 IPS

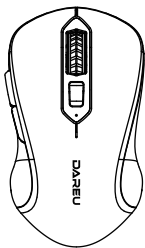
Acceleration: 10 G

Report Rate: 125 Hz

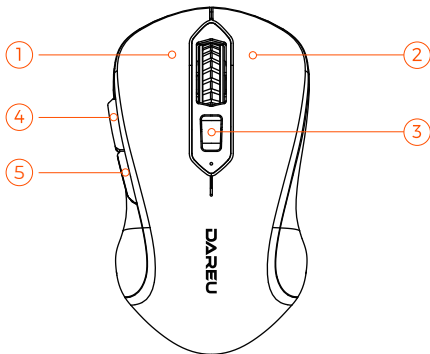
Working voltage: 1.5V

Working current: 60mA(Max)

Compatibility: Windows XP/ Win 7/ Win 8 / Win 10



Mouse+1*AA x 1



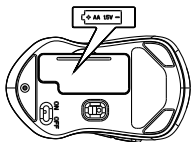
① Left button

② Right button

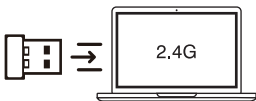
③ Middle DPI

④ Backward

⑤ Forward Button



Insert 1*AA battery



Insert dongle



Enjoy your time

2.4G Wireless (Default)

1. Turn on the mouse;
 2. Take out the receiver from the battery dock and insert it into the device;
 3. It will be paired automatically.
-

BT Wireless

1. Press the button to BT;
2. Long press the button for 3 seconds, blue light flashes rapidly;
3. Turn on the BT of device and search for mouse LM115B;
4. User after successful pairing.

LM115B

Mfgr.: Dongguan Torgan Electronics Technology Co., Ltd
Add.: No.110 Shidan Rd, 3rd Industrial Park, Juzhou Area,
Shijie Town, Dongguan City, China 523290

Tel: +86 769 86308806 Fax: +86 769 86308826

Email: Info@dareu.com CS@dareu.com

Web: www.dareu.com